









Plymouth City Council – Risk Assessment March Review

The Hoe Foreshore 2010

	<p>Image 1</p> <p>Steps to Pebbleside beach – surface broken Repairs needed along path length</p> <p><b>Work Completed</b> ✓</p> <p>←</p> <hr/> <p>Image 2</p> <p>As above image 1</p> <p><b>Work Completed</b> ✓</p> <p>→</p>	
	<p>Image 3</p> <p>As above image 1</p> <p><b>Work Completed</b> ✓</p> <p>←</p> <hr/> <p>Image 4</p> <p>Steps to Pebbleside beach – Section of steps missing, repair required</p> <p><b>Work Completed</b> ✓</p> <p>→</p>	





Plymouth City Council – Risk Assessment March Review

The Hoe Foreshore 2010

	<p>Image 5</p> <p>Steps to Pebbleside beach – section of steps damaged <b>Work Completed</b> ✓</p> <p>←</p> <hr/> <p>Image 6</p> <p>Steps to Pebbleside beach, handrail damaged and section missing – Repair and replace handrail <b>Repair completed</b> <b>Bottom section of railing needs replacing</b></p> <p>→</p>	
	<p>Image 7</p> <p>Steps below café, edge worn away by winter storm – need to be rebuilt <b>Work Completed</b> ✓</p> <p>←</p> <hr/> <p>Image 8</p> <p>As above, also no handrail, need to install one <b>New hand-rail still needed</b></p> <p>→</p>	

Plymouth City Council – Risk Assessment March Review





The Hoe Foreshore 2010

	<p>Image 9 Below café, sections of steps damaged and worn away – needs repairing</p> <p><b>Work Completed</b> ✓</p> <p>←</p>	
	<p>Image 10</p> <p><b>Work Completed</b> ✓</p> <p>As above image 9</p> <p>→</p>	
	<p>Image 11</p> <p>As above image 9</p> <p><b>Work Completed</b> ✓</p> <p>←</p>	
	<p>Image 12</p> <p>Old sign no longer required – arrange to remove</p> <p><b>Work Completed</b> ✓</p> <p>→</p>	







Plymouth City Council – Risk Assessment March Review

The Hoe Foreshore 2010

	<p>Image 13</p> <p>Bin damaged by winter storm – needs replacing</p> <p><b>Bin removed</b> ✓</p> <p>←</p>	
	<p>Image 14</p> <p>Steps below beach huts damaged and worn, no hand rail present</p> <p><b>Hand-rail to install</b></p> <p>→</p>	
	<p>Image 15</p> <p>As above image 14</p> <p>←</p>	
	<p>Image 16</p> <p>As above image 14</p> <p>→</p>	

Plymouth City Council – Risk Assessment March Review

The Hoe Foreshore 2010

	<p>Image 17</p> <p>As above image 14</p> <p>←</p> <p>Image 18</p> <p>As above image 14</p> <p>→</p>	
	<p>Image 19</p> <p>Two sections of hand rail need to be installed</p> <p><b>Work Completed</b> ✓</p> <p>←</p> <p>Image 20</p> <p>As above image 19</p> <p><b>Work Completed</b> ✓</p> <p>→</p>	

Plymouth City Council – Risk Assessment March Review









The Hoe Foreshore 2010

	<p>Image 21</p> <p>As above image 19</p> <p><b>Work Completed</b> ✓</p> <p>←</p>	
	<p>Image 22</p> <p>Steps below café very steep with no hand rail</p> <p><b>New hand-rail still needed</b></p> <p>→</p>	
	<p>Image 23</p> <p>Path by fig tree breaking up following winter Storm – needs repair</p> <p><b>Work Completed</b> ✓</p> <p>←</p>	
	<p>Image 24</p> <p>Seating area damaged by winter storm</p> <p><b>Work Completed</b> ✓</p> <p>→</p>	







Plymouth City Council – Risk Assessment March Review

The Hoe Foreshore 2010

	<p>Image 25</p> <p>Path damaged below seating area by winter Storm – repairs required</p> <p><b>Work Completed</b> ✓</p> <p>←</p>	
	<p>Image 26</p> <p>As above image 25</p> <p><b>Work Completed</b> ✓</p> <p>→</p>	
	<p>Image 27</p> <p>No hand rail – danger to public falling onto rocks</p> <p><b>Hand-rail still needed</b></p> <p>←</p>	
	<p>Image 28</p> <p>Steep steps, section of hand rail missing - requires replacing with new</p> <p><b>Work Completed</b> ✓</p> <p>→</p>	

Plymouth City Council – Risk Assessment March Review





The Hoe Foreshore 2010

	<p>Image 29</p> <p>Section of steps damaged by winter storm</p> <p><b>Work Completed</b> ✓</p> <p>←</p>	
	<p>Image 30</p> <p>As above image 29</p> <p><b>Work Completed</b> ✓</p> <p>→</p>	
	<p>Image 31</p> <p>No hand rail – danger to public falling onto Rocks – new hand rail required</p> <p><b>Work Completed</b> ✓</p> <p>←</p>	
	<p>Image 32</p> <p>Steps badly worn, hand rail missing – close off across the top with new hand rail</p> <p><b>Work Completed</b> ✓</p> <p>→</p>	



Plymouth City Council – Risk Assessment March Review

The Hoe Foreshore 2010

	<p>Image 33</p> <p>As above image 32</p> <p><b>Work Completed</b> ✓</p> <p>←</p>	
	<p>Image 34</p> <p>Path and steps below old men's pool store Badly worn following winter storms</p> <p><b>Work Completed</b> ✓</p> <p>→</p>	
	<p>Image 35</p> <p>As above image 34</p> <p><b>Work Completed</b> ✓</p> <p>←</p>	
	<p>Image 36</p> <p>As above image 34</p> <p><b>Work Completed</b> ✓</p> <p>→</p>	

Plymouth City Council – Risk Assessment March Review

The Hoe Foreshore 2010



Image 37

Steps side of Leander Hut – hand rail damaged

**Work Completed** ✓




Image 38

As image 33

**Work Completed** ✓





Image 39


Old men's pool now filled in – hand rail rusty and loose in ground, water collecting on new surface as not level

**Hand-rail repaired, water still collecting.**







Image 40

As above image 39



Plymouth City Council – Risk Assessment March Review





The Hoe Foreshore 2010

	<p>Image 41</p> <p>As above image 39</p> <p>←</p> <p>Image 42</p> <p>Seat above old men's pool, drop onto rocks</p> <p><b>Hand-rail installed</b> ✓</p> <p>→</p>	
	<p>Image 43</p> <p>As above image 42</p> <p><b>Hand-rail installed</b> ✓</p> <p>←</p> <p>Image 44</p> <p>As above image 42</p> <p><b>Hand-rail installed</b> ✓</p> <p>→</p>	











Plymouth City Council – Risk Assessment March Review

The Hoe Foreshore 2010

	<p>Image 45</p> <p>Steps down to old men's pool – no hand rail</p> <p><b>Hand-rail installed</b> ✓</p> <p>←</p> <p>Image 46</p> <p>Old men's pool water collecting on surface</p> <p>→</p>	
	<p>Image 47</p> <p>Worn steps by men's pool</p> <p><b>Steps repaired</b> ✓</p> <p>←</p> <p>Image 48</p> <p>Men's pool sign no longer required – remove</p> <p><b>Work Completed</b> ✓</p> <p>→</p>	

Plymouth City Council – Risk Assessment March Review

The Hoe Foreshore 2010

	<p>Image 49</p> <p>As above image 48</p> <p><b>Signs removed</b> ✓</p> <p>←</p>	
	<p>Image 50</p> <p>As above image 48</p> <p><b>Signs removed</b> ✓</p> <p>→</p>	
	<p>Image 51</p> <p>Path breaking up</p> <p><b>Path repaired</b> ✓</p> <p>←</p>	
	<p>Image 52</p> <p>As above image 51</p> <p><b>Path repaired</b> ✓</p> <p>→</p>	

Plymouth City Council – Risk Assessment March Review

The Hoe Foreshore 2010



Image 53

Old shelter by baby pool, sign out of date and shelter being used for anti social behaviour, making fires, bottle smashing etc  
**Shelter now closed off sign still to remove.**




Image 54

As above image 53



Image 55

Diving platform, sharp bolts exposed at base, structure target for anti social behaviour - children still able to access even with cage.


**Diving platform gone** ✓



Image 56

As above image 55





**Diving platform gone** ✓









Plymouth City Council – Risk Assessment March Review

The Hoe Foreshore 2010

	<p>Image 57</p> <p>Baby pool, steep walls breaking up, valve broken, sharp edges, glass bottles smashed in base during summer period</p> <p><b>Pool filled in</b> ✓</p> <p>←</p>	
	<p>Image 58</p> <p>As above image 57</p> <p><b>Pool filled in</b> ✓</p> <p>→</p>	
	<p>Image 59</p> <p>As above image 57</p> <p><b>Pool filled in</b> ✓</p> <p>←</p>	
	<p>Image 60</p> <p>Path at rear of baby pool breaking up badly</p> <p><b>Path repaired</b> ✓</p> <p>→</p>	

Plymouth City Council – Risk Assessment March Review

The Hoe Foreshore 2010

	<p>Image 61</p> <p>Outer wall around Tinside Pool and steps to it, no hand rail and drop onto rocks</p> <p><b>Hand-rail installed</b> ✓</p> <p>←</p>	
	<p>Image 62</p> <p>As above image 61</p> <p><b>Area now fenced off</b> ✓</p> <p>→</p>	
	<p>Image 63</p> <p>Steps at back of baby pool, no hand rail</p> <p><b>Hand-rail installed</b> ✓</p> <p>←</p>	
	<p>Image 64</p> <p>As above image 63</p> <p><b>Hand-rail installed</b> ✓</p> <p>→</p>	

Plymouth City Council – Risk Assessment March Review

The Hoe Foreshore 2010



Image 65

Top of steps breaking out

**Area repaired** ✓




Image 66

No hand rail on steps

**Hand-rail still needed**



Image 67

Signs no longer needed now that men's pool has gone – remove

**Signs removed** ✓




Image 68

As above image 67





**Signs removed** ✓












Plymouth City Council – Risk Assessment March Review

The Hoe Foreshore 2010

	<p>Image 69</p> <p>Steps down into colonnade – edge of steps wearing – close for use.</p> <p><b>Area still wearing, needs further inspection</b></p> <p>←</p> <hr/> <p>Image 70</p> <p>As above image 69</p> <p>→</p>	
	<p>Image 71</p> <p>Path below colonnade breaking up</p> <p><b>Path repaired ✓</b></p> <p>←</p> <hr/> <p>Image 72</p> <p>Pier men's steps badly damaged in winter storm</p> <p><b>Pier repaired ✓</b></p> <p>→</p>	





Plymouth City Council – Risk Assessment March Review

The Hoe Foreshore 2010

	<p>Image 73</p> <p>As above image 72</p> <p><b>Pier repaired</b> ✓</p> <p>←</p>	
	<p>Image 74</p> <p>As above image 72</p> <p><b>Pier repaired</b> ✓</p> <p>→</p>	
	<p>Image 75</p> <p>As above image 72</p> <p><b>Pier repaired</b> ✓</p> <p>←</p>	
	<p>Image 76</p> <p>As above image 72</p> <p><b>Pier repaired</b> ✓</p> <p>→</p>	

Plymouth City Council – Risk Assessment March Review



The Hoe Foreshore 2010



	<p>Image 77</p> <p>As above image 72</p> <p><b>Pier repaired</b> ✓</p> <p>←</p> <hr/> <p>Image 78</p> <p>Steps damaged following winter storm - no hand rail</p> <p><b>Steps Repaired</b> ✓</p> <p><b>Hand-rail still needed</b></p> <p>→</p>	
	<p>Image 79</p> <p>Steps into sea damaged and worn by winter storm</p> <p><b>Steps Repaired</b> ✓</p> <p>←</p> <hr/> <p>Image 80</p> <p>As above image 79</p> <p><b>Steps Repaired</b> ✓</p> <p>→</p>	



Plymouth City Council – Risk Assessment March Review


The Hoe Foreshore 2010

	<p>Image 81</p> <p>As above image 79</p> <p><b>Steps Repaired</b> ✓</p> <p>←</p>	
	<p>Image 82</p> <p>Drain cover raised, trip hazard</p> <p><b>Work completed</b> ✓</p> <p>→</p>	

	<p>Image 83</p> <p>Hand rails missing following winter storm</p> <p><b>Still need replacing</b></p> <p>←</p>	
	<p>Image 84</p> <p>As above image 83</p> <p><b>Still need replacing</b></p> <p>→</p>	

Plymouth City Council – Risk Assessment March Review

The Hoe Foreshore 2010

	<p>Image 85</p> <p>Wall brackets sticking out at head height - need removing</p> <p><b>Work completed</b> ✓</p> <p>←</p>	
	<p>Image 86</p> <p>Sunk drain, trip hazard – needs rebuilding</p> <p><b>Work completed</b> ✓</p> <p>→</p>	
	<p>Image 87</p> <p>As above image 86</p> <p><b>Work completed</b> ✓</p> <p>←</p>	
	<p>Image 88</p> <p>Wall breaking up following winter storm - needs repairing</p> <p><b>Work completed</b> ✓</p> <p>→</p>	

Plymouth City Council – Risk Assessment March Review

The Hoe Foreshore 2010



Image 89

Steps damaged following winter storm, also no hand rail

**Steps repaired**  
**Hand-rail still needed**



Image 90

Surface of wall breaking out, needs repairing before more comes out

**Work completed** ✓



Image 91

Steps into sea, hand rail missing

**Hand-rail replaced** ✓



Image 92

Sea wall badly cracked





**Wall repaired** ✓









Plymouth City Council – Risk Assessment

The Hoe Foreshore 2009

	<p>Image 93</p> <p>Roof of old store falling in on itself</p> <p><b>Roof repaired</b> ✓</p> <p>←</p> <p>Image 94</p> <p>As above image 93</p> <p><b>Roof repaired</b> ✓</p> <p>→</p>	
	<p>Image 95</p> <p>Raised walkway held up by acro props need major work to repair</p> <p><b>Props still in place, needs major repair</b></p> <p>←</p> <p>Image 96</p> <p>As above image 95</p> <p>→</p>	


Plymouth City Council – Risk Assessment



The Hoe Foreshore 2009

	<p>Image 97</p> <p>Steps and sea walls to left of Tinside pool</p> <p><b>Work completed</b> ✓</p> <p>←</p>	
	<p>Image 99</p> <p>As above image 97</p> <p><b>Area still worn</b></p> <p>←</p>	
	<p>Image 100</p> <p>As above image 97</p> <p><b>Area still worn</b></p> <p>→</p>	

Plymouth City Council – Risk Assessment March Review

The Hoe Foreshore 2010


	<p>Image 101</p> <p>As above image 97</p> <p><b>Area repaired</b> ✓</p> <p>←</p>	
	<p>Image 102</p> <p>As above image 97</p> <p><b>Area repaired</b> ✓</p> <p>→</p>	



	<p>Image 103</p> <p>Hand rails very rusty</p> <p><b>Hand rail needs replacing</b></p> <p>←</p>	
	<p>Image 104</p> <p>Steps need repairing</p> <p><b>Work completed</b> ✓</p> <p>→</p>	



Plymouth City Council – Risk Assessment March Review





The Hoe Foreshore 2010

	<p>Image 105</p> <p>As above image 104</p> <p><b>Work completed</b> ✓</p> <p>←</p>	
	<p>Image 106</p> <p>As above image 104</p> <p><b>Work completed</b> ✓</p> <p>→</p>	

	<p>Image 107</p> <p>Hand rail missing, steps need repairing</p> <p><b>Still needs sorting</b></p> <p>←</p>	
	<p>Image 108</p> <p>Steps need repairing</p> <p><b>Work completed</b> ✓</p> <p>→</p>	









Plymouth City Council – Risk Assessment March Review

The Hoe Foreshore 2010

	<p>Image 109</p> <p>As above image 108</p> <p><b>Not repaired yet, monitoring it</b></p> <p>←</p> <hr/> <p>Image 110</p> <p>Sea wall badly damaged</p> <p><b>All repaired</b> ✓</p> <p>→</p>	
	<p>Image 111</p> <p>As above image 110</p> <p><b>All repaired</b> ✓</p> <p>←</p> <hr/> <p>Image 112</p> <p>Steps to shelter are breaking up</p> <p><b>Been repaired</b> ✓</p> <p>→</p>	

Plymouth City Council – Risk Assessment March Review



The Hoe Foreshore 2010



 	<p>Image 113</p> <p>As above image 112</p> <p><b>Work completed</b> ✓</p> <p>←</p> <hr/> <p>Image 114</p> <p>Steps to beach hand rail very rusty</p> <p><b>New hand-rail fitted</b> ✓</p> <p>→</p>	 
 	<p>Image 115</p> <p>Base of sea wall starting to be undermined by the sea</p> <p><b>All repaired</b> ✓</p> <p>←</p> <hr/> <p>Image 116</p> <p>Top of sea wall starting to break out and hand rails very rusty</p> <p><b>Sea wall repaired</b> ✓</p> <p><b>Hand-rail needs attention</b> →</p>	 



Plymouth City Council – Risk Assessment March Review

The Hoe Foreshore 2010

	<p>Image 117</p> <p><u>As above image 116</u></p> <p>←</p>	
	<p>Image 118</p> <p><u>As above image 116</u></p> <p>→</p>	

	<p>Image 119</p> <p>As above image 116</p> <p><b>All re-pointed</b> ✓</p> <p>←</p>	
	<p>Image 120</p> <p>As above image 116</p> <p><b>Further damage has now occurred here major repair now needed</b></p> <p>→</p>	




Plymouth City Council – Risk Assessment March Review

The Hoe Foreshore 2010

	<p>Image 121</p> <p>Sea wall and steps breaking up</p> <p><b>All repaired</b> ✓</p> <p>←</p> <hr/> <p>Image 122</p> <p>Old fence now not needed that extension pier repaired</p> <p><b>Fence has been left for time being following further sea damage</b></p> <p>→</p>	
	<p>Image 123</p> <p>Sea wall and steps breaking up</p> <p><b>Work completed</b> ✓</p> <p>←</p> <hr/> <p>Image 124</p> <p>As above image 123</p> <p><b>Work completed</b> ✓</p> <p>→</p>	

Plymouth City Council – Risk Assessment March Review


The Hoe Foreshore 2010

	<p>Image 125</p> <p>Steps breaking up</p> <p><b>Work completed</b> ✓</p> <p>←</p> <hr/> <p>Image 126</p> <p>As above image 125</p> <p><b>Work completed</b> ✓</p> <p>→</p>	
	<p>Image 127</p> <p>As above image 125</p> <p><b>Work completed</b> ✓</p> <p>←</p> <hr/> <p>Image 128</p> <p>As above image 125</p> <p><b>Work completed</b> ✓</p> <p>→</p>	





Plymouth City Council – Risk Assessment March Review



The Hoe Foreshore 2010

	<p>Image 129</p> <p>Wall below Madeira Road, sections of stones becoming loose</p> <p><b>Work completed</b> ✓</p> <p>←</p> <p>Image 130</p> <p>Section of steps breaking up, hand rail missing</p> <p><b>Work completed</b> ✓</p> <p>→</p>	
	<p>Image 131</p> <p>As above image 130</p> <p><b>Work completed</b> ✓</p> <p>←</p> <p>Image 132</p> <p>Sea ladder badly damaged</p> <p><b>Work completed</b> ✓</p> <p>→</p>	

Plymouth City Council – Risk Assessment March Review



The Hoe Foreshore 2010


	<p>Image 133</p> <p>Path and wall breaking up</p> <p><b>Work completed</b> ✓</p> <p>←</p>	
	<p>Image 134</p> <p>As above image 133</p> <p><b>Work completed</b> ✓</p> <p>→</p>	

	<p>Image 135</p> <p>Hand rail missing, chance of falling into sea</p> <p><b>Hand-rail now fitted</b> ✓</p> <p>←</p>	
	<p>Image 136</p> <p>Steps collapsed, hand rail missing</p> <p><b>Steps repaired</b> ✓</p> <p><b>Hand-rail to be fitted</b></p> <p>→</p>	

Plymouth City Council – Risk Assessment March Review

The Hoe Foreshore 2010

	<p>Image 137</p> <p>Steps breaking up, joints gone</p> <p><b>Work completed</b> ✓</p> <p>←</p>	
	<p>Image 138</p> <p>As above image 137</p> <p><b>Work completed</b> ✓</p> <p>→</p>	

	<p>Image 139</p> <p>Edge of steps worn, hand rail missing</p> <p><b>Work completed</b> ✓</p> <p>←</p>	



